



City of Fountain Valley

Community Services Commission

August 25, 2009

City of Fountain Valley Council Chambers

10200 Slater Avenue

Fountain Valley, CA 92708

AGENDA

In compliance with the Americans with Disabilities Act, if you need special assistance to participate in the Community Services Commission meetings, please contact the Community Services Division Secretary at 714-593-4400 ext 219. Notification 72 hours prior to the meeting will enable the City to make reasonable arrangement to ensure accessibility to the meeting.

CALL TO ORDER – 7:00pm

SALUTE TO THE FLAG – Commissioner Dennis Moss

ROLL CALL

APPROVAL OF MINUTES

PRESENTATIONS

1. Summerfest Recap
2. Classic Car and Truck Show Recap

INFORMATION ITEMS

3. Semi-Annual Report
4. Concerts in the Park Update
5. Aquatics Update

ACTION ITEMS

None

GENERAL / PUBLIC COMMENTS

VERBAL / WRITTEN COMMUNICATIONS

6. Field Trip to McDowell Park

ADJOURNMENT

AGENDA COMMUNICATIONS: Materials related to an item on the Agenda submitted to the Community Services Commission after distribution of the agenda packet are available for public inspection in the Community Services Division office at 17967 Bushard Street, Fountain Valley, California 92708 during normal business hours.



CITY OF FOUNTAIN VALLEY
COMMUNITY SERVICES COMMISSION
REGULAR MEETING
May 26, 2009

CALL TO ORDER

Chairman Moss called the Regular Meeting of the Community Services Commission to order at 7:08pm in the City of Fountain Valley Council Chambers, 10200 Slater Avenue, Fountain Valley, California.

FLAG SALUTE

Commissioner Taddeo led the flag salute.

ROLL CALL

Commissioners present: Dennis Moss
Peter Finnerty
Dieter Kammerer
Barbara Montz
Mary Taddeo
Jennifer Mulvania

Staff present: Mark Nix
Nora Webb
Yolanda Markey

APPROVAL OF MINUTES

Commissioner Montz moved to approve the minutes of the February 24, 2009 meeting. Second by Commissioner Taddeo. Motion carried 5-0 in favor of approving the minutes.

PRESENTATIONS

None

INFORMATION ITEMS

1. REDUCTION IN COMMUNITY SERVICES PROGRAMS AND SERVICES

The City has asked all City Departments to reduce expenditures by 10 to 15%. There is a projected 3.7 million shortfall for next year. As expenses continue to increase, our revenues have not. As a result, the Recreation & Community Services Division will make changes to assist in reducing the projected shortfall for next year by, reducing part time Staff at both facilities, eliminating Field Ambassadors, eliminate the Youth Basketball Program, closure of The Center at noon on Fridays, closure of the Recreation Center & Sports Park from 1:30pm to 3:30pm on three days per week and 1:00pm to 5:00pm on Saturday, job sharing of a full time Office Specialist, cancellation of Red Ribbon event, elimination of funding for Egg Hunt, Tree Lighting, Concerts in the Park and Movies in the Park, and allowing the Youth Groups to control their field lighting schedule.

Chairman Moss expressed how taken aback he was at the reductions. He continued to say that it seems that the Recreation Department is the first to eliminate programs and services. It also seems that most of the youth programs are eliminated. Youth Basketball, Red Ribbon Fall Festival, it seems that the Youth are being targeted. My other thought is what is Staff going to do? Is Staff going to be eliminated? How about the other departments, have they taken a cut for example, the Police Department, Fire, who would I get that information from? Lastly, you have a brand new facility, if you want the facility to remain operational and looking new, you need Staff and programs at the site. Lastly, you met with Staff to decide what programs need to be cut and I noticed that there are really no Senior services or programs cut and I wonder why?

2. SUMMER CAMP UPDATE

The City is contracting with California Adventures Camp this year to operate a Summer Camp program. The program will operate between June 22 through August 28. Fees for limited hours are \$90 from 9:00am to 4:00pm with a cost of \$125 for extended hours of 7:30am to 5:30pm. All camps are listed in the Fountain Pen as well as the City's website.

3. AQUATICS UPDATE

The Summer 2009 Aquatics program is underway. Changes in the program include a fee increase to offset all program costs. The lap swim program will not be offered this Summer due to lack of participation. Currently, we are recruiting three seasonal Lifeguards to fulfill program Staff needs.

4. SUMMERFEST UPDATE

Summerfest is coming! This three day event, June 12 beginning at 5:00pm to 11:00pm, June 13, Noon to 11:00pm with the Classic Car and Truck Show taking place from 7:00am to 3:00pm, on June 14 the festivities open at Noon to 10:00pm.

This event is gearing toward becoming the event of the year in celebration of the City's anniversary. The event will include carnival rides, games, entertainment, beer and wine garden, exhibitors, non-profit food booths and the Classic Car and Truck Show. The City's website at www.fountainvalley.org is full of information for visitors.

5. SENIOR EXPO UPDATE

The Fourth Annual Senior Expo is scheduled for Friday, June 26, 2009. The hours are 9:30am to Noon. This year the Expo is offering blood pressure screenings, stroke screenings, various medical information, home care, travel, financial, and senior housing information. Currently, Big Kahuna sponsors of \$1,000 each are Fountain Valley Regional Hospital, Heritage Memorial Services, Orange Coast Memorial Medical Center, Smart Rate Direct, and Life Care by Quaker Gardens Senior Living. Orchid Sponsors of \$750 each include Bristol Park Medical Center, CareMore, Edinger Medical Group, and Huntington Terrace.

6. CONCERTS IN THE PARK UPDATE

Concerts in the Park are scheduled with our concert dates beginning July 9, Yard Sale, a rock and roll theme band, July 16, Silverado, country rock, Big Cats Swing Band, will play on July 23. On July 30 together with the Chamber of Commerce Tabletop Expo, Stone Soul, a tribute to Motown classics, will close out the 2009 Concert series. Sponsorships have been received with six donors generating \$9,200 geared toward expenses.

7. RECREATION CENTER CURRENT HAPPENINGS

The Summer Fountain Pen has been delivered to residents and kicks off our classes and programs. Currently some of the programs for the Summer are Adult Basketball, Volleyball, Camps, and Youth Basketball. The Recreation Center has many classes and programs offered for a variety of ages, abilities and interests. Check out the brochure on the City's website at www.fountainvalley.org.

8. SENIOR CENTER CURRENT HAPPENINGS

The Center is busy with visitors, programs and services. Huntington Beach Adult School, who offers various classes at The Center, has had program cuts and will now have to charge a fee for their classes. It is uncertain how the new fees will affect attendance. The Center's Billiard Room will soon be receiving new pool tables as a result of fundraising efforts. The Pool Fund has reached \$10,000 in donations. The Meet and Greet Luncheon is on the rise with the program averaging about 100 attendees every Tuesday and Thursday.

ACTION ITEMS

None

GENERAL / PUBLIC COMMENTS

None

VERBAL / WRITTEN COMMUNICATIONS

None

COMMISSIONERS' COMMENTS

Commissioner Finnerty – Going to the Car Show meeting on Thursday. I cannot believe the amount of work that Pete Haak and Roger Jensen do. It is amazing. The Car Show is going very well.

Commissioner Kammerer – The Summerfest event is really going to be a great event. I am still visiting several Senior Centers and will provide Staff with information.

Commissioner Montz – The Historical Society is participating in a food booth at the Summerfest event. The Fountain Valley Community Foundation is a major sponsor of the Summerfest event, and I would like to invite and encourage all to come out and see our booth to help spread the word on the Foundation.

Commissioner Moss – The Boys and Girls Club has been trying to secure a new location on the Golden West College Campus. I am excited about the Summerfest Event as well. The football group and a number of the school organizations are involved in the event and Staff has done a wonderful job showcasing the event and the Committee has done a tremendous job. My report on my committee is Pony Baseball hosted a two day tournament with over 70 teams.

Commission Mulvania – Looking forward to the Summerfest. No updates on Schools.

Commissioner Taddeo – I have emailed about ten different fitness centers and have had zero response. But there is a lot of availability for fitness centers in this City; however, no center is free. I have also been in contact with the Boys and Girls Club. I know that it won't save us a lot of money but I think that if our agenda is emailed and then we could possibly get a hard copy at the meeting that would be my vote.

ADJOURNMENT

With no further business before the Community Services Commission, the May 26, 2009 regular meeting adjourned at 7:58pm.



CITY OF FOUNTAIN VALLEY

Recreation & Community Services Division Memorandum

To: Community Services Commission

From: Mark Nix, Community Services Manager

Date: August 25, 2009

Subject: Semi-Annual Report

RECOMMENDATION

That the Community Services Commission receive and file.

BACKGROUND

The Fountain Valley Recreation and Community Services Staff provides the community and its participants with a variety of programs, activities, and events. Included is a compilation of the Division's activities that took place between January 1 and June 30, 2009. It is our hope that the attached program summary will help spread awareness of the number of programs, services, and events we provide as well as the amount of people we serve in the community.

Mark Nix
Community Services Manager

*RECREATION & COMMUNITY SERVICES DIVISION
We create community through People...Parks...and Programs!*

Fountain Valley Recreation & Community Services



Program Summary

**A review of programs and services
January 1 – June 30, 2009**

We Create Community & Quality of Life Through People, Parks & Programs

SPECIAL EVENTS

Rose Parade Excursion

The excursion to the 120th Annual Tournament of Roses Parade was held on Thursday, January 1, 2009. There were 37 very excited participants who truly enjoyed the – “*Hat’s off to Entertainment*” *Rose Parade Excursion*. The cost of the excursion included a ticket for bleacher seating, motor coach bus ride, snacks and a picnic blanket with the Recreation and Community Services Division logo and office telephone number.

Fit to be Square 5K Run & Pet Prance

The Fit to be Square 5K Run/Walk was held on Saturday, February 28, 2009. In conjunction with the run was a Kiwanis pancake breakfast, kid’s obstacle course, pet prance, health/fitness expo, and animal expo. At the expo, vendors were eager to display and promote their organization or business to those in attendance. There were 485 registered participants who raised over \$10,000 for their choice of one of the 13 different non-profit organizations. The first ever pet prance had 10 participants show off their four legged friends to a cheering crowd. Total cost for the event was \$250 which was sponsored by the Fountain Valley Community Foundation.

Easter Egg Hunt

The annual Easter Egg Hunt was held on Saturday, April 11, 2009 from 8am – 11am for children 11 and under at the Fountain Valley Recreation Center and Sports Park. There were carnival games and great prizes hosted by the Boys and Girls Club, cool crafts, face painters, an exciting obstacle course, bounce houses, a magnificent magic show, pictures with the Easter Bunny, and the actual Egg Hunt. The Fountain Valley Kiwanis Club offered a pancake breakfast which raised money for their scholarship foundation. City Council and Commissioners assisted in distributing the eggs and helping with crowd control. Additionally, recreation instructors distributed information pertaining to the programs they teach, with vendors and sponsors from the community handing out goodies to those in attendance. The weather, at first, seemed to play a role in the trickle-in effect of the attendees, however, by the end of the event there were over 4,000 people who attended this action packed event. Participation in this event doubled from the previous year at Fountain Valley High School.

Volunteer Appreciation Luncheon

“*An Evening with the Stars*” was the theme of our volunteer recognition dinner which was held on Friday, April 17 at 4pm. We had cut outs of movie stars and paparazzi greeted our senior celebrity guests as they arrived. We gave out Oscars for those who volunteered the most hours; served a delicious Maggiano’s dinner including ravioli, rigatoni, salad and cheesecake. A “You Must Have Been a Beautiful Baby” slideshow of baby pictures of our senior volunteers played as well as pictures of our volunteers working throughout the past year. The colors were black, white and gold with beautiful red roses at each table. Tommy Tassi entertained and had our seniors rocking! Mayor Carrozzo thanked the volunteers and reported that in 2008, 67 volunteers gave 3,281 hours and saved the City \$66,793 (according to the Volunteer Center of Orange County.) Since opening in September 2005, volunteers have saved the City \$416,793.

Fountain Valley Summerfest

On June 12-14, we hosted the first ever Summerfest event in celebration of the City's anniversary and to kick-off summer. The weekend included carnival rides, 26 non-profit food booths, over 70 vendor/exhibitor booths, live entertainment, beer & wine garden, carnival games, and was neighbored by the Classic Car and Truck Show on Saturday. Admission was free and preferred parking was available for \$5. The event attracted approximately 20,000 people for this weekend long event. Non-profit organizations raised over \$36,000.

Classic Car & Truck Show

The third annual Classic Car & Truck Show was held on Saturday, June 13 between 7am-3pm. The event was a sold out success with over 5,000 participants in attendance (11% increase) and 350 registered vehicles (62% increase). The event raised approximately \$13,000 (44% increase) for the Fountain Valley Community Foundation. Revenues were collected at \$25 per pre-registered vehicles which included a framed photo of the vehicle and \$30 per vehicle at the door. In addition to registrations, over 50 sponsors (25% increase) supported the event. Throughout the day raffle tickets were sold for various raffle prizes, 50/50 opportunity drawing and a 350 Crate Engine. The event received nationwide publicity in a handful of magazines as well as websites.

Senior Expo

Total revenue for the fourth annual 2009 Senior Expo was \$17,389, expenditures were \$3,743 and total income was \$13,645. We had 58 vendors. The event began at 9:30am and ended at Noon. There were free screenings, lots of freebees at the vendor's tables, prizes, coffee, lemonade and 600 FREE hot dog lunches were served. Recreation and Community Services Staff together with about 30 volunteers assisted. Fountain Valley High School allowed The Center to utilize their parking lot for overflow parking and as a courtesy to our attendees; Carmel Village donated their van and driver as a shuttle service to and from the high school parking lot. Estimated attendance was approximately 580.

FACILITY RENTALS

Senior & Community Center

The Center at Founders Village Senior & Community Center had 64 rentals between January 1 and June 30, 2009. The total revenue collected from these rentals was \$45,038. The total attendance was approximately 5,465. Rentals increased by 16 from the previous year, however, rental attendance dropped by 2,581 attendees for the same six months last year. This six month reporting period saw approximately 58 Fountain Valley residents utilizing The Center versus 6 non-residents. See chart next page.

MONTH	2008 REVENUE	2009 REVENUE	VARIANCE	2008 ATTENDANCE	2009 ATTENDANCE	VARIANCE
January	\$9,505	\$8,605	(\$900)	1,250	887	(363)
February	\$5,549	\$8,294	\$2,745	775	722	(53)
March	\$9,280	\$5,548	(\$3,732)	1,870	1,142	(728)
April	\$10,923	\$7,483	(\$3,440)	1,380	967	(413)
May	\$12,046	\$7,418	(\$4,628)	1,865	907	(958)
June	\$7,615	\$7,690	\$75	906	840	(66)
TOTAL	\$54,918	\$45,038	(\$9,880)	8,046	5,465	(2,581)

The Senior and Community Center added the Disabled Dances at the facility last year due to the construction at the Recreation Center and Sports Park, however, the dances have now moved back to the Recreation Center, adding a drop in The Center's attendance. In the previous year, about 50% of our rentals were by non-residents which led to higher revenue totals than this year which was predominantly Fountain Valley resident rentals.

Recreation Center

Social & Recreation Rooms

For part of 2008, the park was still under construction, which resulted in minimal rentals due to parking issues. The Recreation Center exceeded projected revenues by 25% for 2009.

Gymnasium

The Recreation Center had 320 rentals for 2009, generating \$15,349. The number of participants using the gym has doubled.

MONTH	2008 REVENUE	2009 REVENUE	VARIANCE	2008 ATTENDANCE	2009 ATTENDANCE	VARIANCE
Social Hall	\$2,387	\$9,191	\$6,804	975	5,792	4,817
Gymnasium	\$13,595	\$15,349	\$1,754	8,285	16,438	8,153
Racquetball	\$3,966	\$2,807*	(\$1,159)	570	522	(48)
Basketball Courts **	\$637	\$3,383	\$2,746	79	546	467
TOTAL	\$20,585	\$30,730	10,145	9,909	23,298	13,389

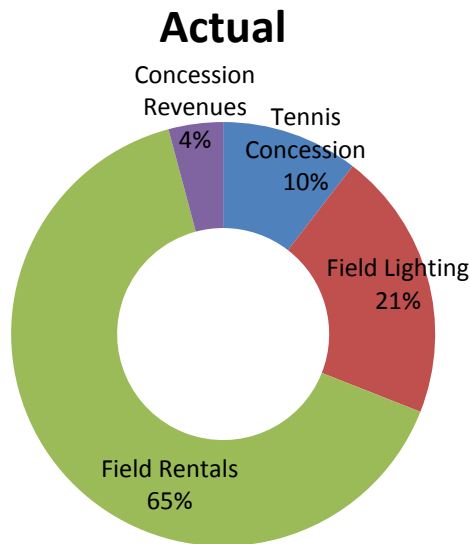
*Approximately \$1,210 was lost due to the closure of court #1 for re-painting from January 14 – February 21, 2009.

**In 2008, many of the courts were closed during the park construction project. Not included in these statistics is walk-in traffic or phone calls by the general public.

Field Operations

Field Operations includes tennis court rentals, ball field and utility field rentals, field lighting fees and concession operations. The past six months have been at a fever pitch trying to establish policies and procedures while soliciting business and maintaining operations. Some of the items which Staff accomplished included a signage (banner) policy, a storage bin policy, a request for proposal for snack bar operations, Musco light management system for field lights, scheduling of youth groups, scheduling of tournaments, and renting of soccer fields.

The “doughnut” graph illustrates the breakdown of revenues that we collect from each area of operation by a percentage of actual total revenues collected since we opened our new facilities. Please note that these revenues were mostly collected between February and June even though our revenue projections were made for the fiscal year according to usage patterns from previous years. Staff believes these revenues reflect a substantial increase in revenue projections for next year.



Snack Bar at Building “A”

Staff developed a Request for Proposal in December, 2008 soliciting interest in operating the snack bar for our softball field complex at Fields #1 - #4. Subsequently, a meeting was scheduled to tour the facility on January 16. Over 22 different entities were present to review the Request for Proposal and see our new snack bar operation.

Field Maintenance

With the current budget limitations, many operations have changed to incorporate cost saving measures for the City. Our Recreation Staff has assumed field preparation responsibilities for Saturday and Sunday tournament field use. With the Field Services Staff switching to a Monday through Thursday schedule, our Recreation Leaders are also preparing fields for league play and tournaments on Friday. Staff has been trained on four different pieces of equipment in order for the work to be performed in a safe manner.

Additionally, Recreation Specialists have also assumed the responsibility of the Field Site Managers and now oversee program planning for the adult softball program. It is anticipated that these changes will save the City over \$50,000 in labor costs while maintaining a minimum service level standard to our customers.

Staff has arranged that the Fountain Valley youth organizations will schedule their own field lighting needs with our automated Musco management light system. Not only does this save Staff from manually turning on the lights but it also reduces the cost of scheduling field light use since Staff does not have to schedule lights. This also streamlines the invoicing process.

ATHLETICS

Youth Basketball

The Youth Basketball Program began on January 9 and concluded on March 7, 2009. Skills testing was conducted in November to assess the players' abilities and to equitably place players on teams. The draft was completed in December during this process, the 14 coaches selected players in the three divisions. In the "A" Division, six teams were formed; in the "B" and "C" Divisions, four teams were formed. In the mini-mite division, Staff developed two teams with 15 participants assigned to the teams. Staff completed rosters by assigning those players with special requests or special needs to the remaining roster vacancies. Registration totaled 119 participants with \$6,960 in revenues collected.

The National Youth Sports Coaches Association's training program was used to certify three (3) coaches, who had to complete a 4-hour class, pass a test and sign a code of ethics pledge. Staff also assigned four mini-mites team rosters to Staff to help instruct the participants on the fundamentals of basketball. Each participant received a participation award or a champion award, if their team won their respective division. Staff also recognized 24 coaches and their assistants for volunteering with a team photo plaque, thanking them for making a difference for the youth in our community.

Adult 5-Man Basketball

This program is conducted by our contractor, Fast Action, Inc., on Sundays, Mondays and Tuesdays for three sessions a year. The winter and spring season has generated \$4,200, with 42 teams playing in the program.

Adult Coed Volleyball

Ric Jennings, Executive Director of the United States Volleyball League Association, conducts this program for the City that operates four seasons per year. The winter and spring season have generated \$5,417 in revenue, with 84 teams participating on Wednesday and Thursday evenings.

Adult Softball

The Adult Softball program began on February 18, 2009 after a two year hiatus caused by the Recreation Center Expansion Project. During the spring, 2007 season that was completed on June 16, 2007 the City had 72 teams participating in the program. Below is a chart that identifies the level of participation by team when it concluded in 2007 compared with the current levels of participation when it was resurrected in February, 2009.

Season	Men's	Coed	Senior Coed	Senior Men	Team Totals	Per cent (+/-)
Spring 2007	21	28	5	18	72	0
Spring 2009	24	24	0	14	62	(-13.8%)
Summer 2009	26	37	0	14	77	+24.2%

Staff re-formatted our program to best utilize our fields and maximize revenue streams for the City without jeopardizing the number of teams that may register for our program.

Instead of two full seasons of ten games each and one mini-season that was developed around the maintenance schedule and poor weather conditions, Staff created three seasons with an 8-game minimum guarantee for each team while increasing fees. When this program is at 100% capacity, the City has the ability to generate \$56,320 per season. Currently, in the first two seasons since the new program began, we are at approximately 60% (\$37,415 of revenue generated for summer 2009) and growing.

Despite the economic issues that we face, we are hopeful that a new marketing campaign that includes cable access public service announcements, new press releases and special advertising offers can increase registration and interest in our program. With the City website, we have already seen increased participation since the inaugural season.

Inaugural Softball Game

The opening for our new softball field facility was originally scheduled for Saturday, February 7 with an Inaugural Softball Game pitting the Fountain Valley Fire Department and the Fountain Valley Police Department against one another. This game was rained out and re-scheduled for February 28 after our 5K Fun Run. The Recreation & Community Services Division fielded a coed team to take on the Police Department because the Fire Department could not field a team on the alternate date. Staff solicited donations to cover the cost of this event with Baseball First, Inc., donating \$500, the Police Officers Association donating \$200 and the four umpires volunteering to work the game free.

While the Recreation & Community Services team lead most of the game, the momentum switched in the sixth inning when the Police Department overcame to 7-6 in the sixth inning to take the lead 8-7. In the seventh, the Police scored 5 runs to go up 13-7. The Recreation & Community Services team scored a run to make it 13-8 to begin a rally. With runners on 2nd and 3rd, a long fly ball in the left centerfield gap was

caught to end the game. This special event was strictly funded by donations that provided hot dogs, hamburgers, chips and drinks free to all the spectators. The 120 spectators enjoyed a competitive game that crowned the Police Department as champions. Staff is hoping this game becomes an annual event for the various employee groups.

Pitch, Hit & Run Competition

This event was co-sponsored by the City and Fountain Valley Pony Baseball. It was held on Sunday, April 18 with 340 youngsters competing in various skills that are established by Major League Baseball and their title sponsor AQUAFINA. The national finals are held at the Major League Baseball All-Star game each July.

The kids were tested in the number of strikes they could throw for accuracy out of 6 tries, timed for speed running from second base to home plate, throwing for distance, and hitting for distance and accuracy. Of the 340 participants, the City had 67 go on to the county competition in Santa Ana, and one that competed in the Regional competition in Riverside.

Tennis Center

With the new contract signed for five years, the City was concerned when the facility posted its worse two months in January and February, 2009. We were impacted by rainy weather for 21 days the first two months which makes it difficult to recapture patrons when they do not play on a regular basis. The City exceeded revenue projections for the spring season by \$2,959. Their biggest revenue producers are Court rentals (about 50%) and City group and private lessons (about 29%).

SENIOR SERVICES

Clubs & Groups

There are eight clubs/groups that meet at The Center. Classy Crafters, Duplicate Bridge, Fountain Valley Bridge Club, Italian Club, Mah-Jongg, Point of View, Quarter Exchange, and the Fountain Valley Senior Club. Total attendance for clubs and groups was 10,531 for this reporting period. There was an 8.3% increase in attendance compared to last year.

Support Groups

There are four support groups that meet at The Center. The Caregivers Support Group sponsored by Alzheimer's Family Services, the Diabetes Support Group sponsored by Orange County through Preventive Health Care for Adults, the Golden Years Support Group facilitated by Michele Cooper from Bristol Park and the Parkinson's Exercise & Support Group sponsored by The Parkinson Foundation. There were 41 meetings which is a 59% increase and attendance grew to 397 seniors which is a 41% increase in comparison to last year.

Seminars

There were twelve seminars held including; *Healthy Heart, Braille Institute Independent Living, Take Control of Your Health, Successful Aging, New Advances in Eye Surgery & Ophthalmology, HICAP Council on Aging Programs & Services, Orange County Health*

Agency - Eating Healthy, Cell Phone Assistance, Story of my Life by Suzanne Knode, *High Blood Pressure - the Silent Killer*-by Orange County Institute of Heart and Vascular Care, *Keeping Eyes Youthful* - by OCMMC & Atlantis Eye Care with Talbert Medical Group, and *EngAGE In Writing Seminar*. There were 632 seniors in attendance at these seminars.

Fitness Room

There were 602 classes held in the Fitness Room totaling 7,377 in attendance. The classes were provided through Huntington Beach Adult School and Coastline Community College. During the designated "Open Workout Time", attendance for January through June 2009 was 2,739 during the day and 135 participated in the evening.

Senior Classes

Classes are offered at The Center at Founders Village Senior and Community Center for our senior residents through Coastline Community College (CCC), Huntington Beach Adult School (HBAS) and the City of Fountain Valley Fountain Pen (FV).

Daytime Classes Offered at The Center

CLASS	DAY	PROVIDER	CLASSES HELD	ATTENDANCE
Beginning Jewelry	Wednesday	FV	10	67
Brain Fitness	Monday-Friday	HBAS	92	1,422
Chair Aerobics	Tuesday	HBAS	25	1,220
Computer Classes	Monday-Friday	HBAS	131	1,403
Dance Aerobics Level 1 Two Classes	Tuesday	HBAS	25	945
Dance Aerobics Level 2 Two Classes	Tuesday	HBAS	48	1,695
Geography	Friday	CCC	9	155
History of American Musical Theatre	Monday	HBAS	6	89
Longevity Stick	Tuesday/Thursday	FV	51	2,300
Low Impact Aerobics Level 1 Two Classes	Tuesday/Thursday	HBAS	47	1,274
Low Impact Aerobics Level 2 Two Classes	Tuesday/Thursday	HBAS	90	3,357
Low Impact Aerobics Level 3	Thursday	HBAS	21	466
Mental Gymnastics	Thursday	HBAS	17	289
Quilting	Tuesday	CCC	19	746
Tai Chi	Monday	CCC	28	915
Ukulele Intermediate	Thursday	FV	15	106
Watercolor Painting	Thursday	CCC	19	400
Yoga in a Chair	Monday	FV	16	72
Yoga with a Chair	Monday	FV	18	105
TOTAL Classes			752	18,093
TOTAL Fitness Room			602	7,377
GRAND TOTAL			1,354	25,470

Evening Contract Classes Offered at The Center

CLASS	CLASSES HELD	ATTENDANCE
Beginning Jewelry	19	243
Ballroom Sampler	18	273
Belly Dancing	17	106
Circuit Training	11	36
Hatha Yoga	11	110
Salsa Club Mix	14	188
Beginning Yoga	36	221
Dog Obedience	18	158
Ten Forms of Tai Chi	28	467
Karate	28	151
Basic Swing	16	105
Beginning Ukulele	9	62
Totals	235	2,156

Special Events

- There were two special event lunch parties celebrating Valentine's Day and St. Patrick's Day. Both events were great fun with entertainment, food and prizes. The Valentine's party had 200 in attendance and St. Patrick's Day party had 230 in attendance for a total of 430 participants at the special event luncheons.
- We had two dances; the New Year's Dance where there were 190 in attendance and the May Day Dance where we had 151 in attendance.
- We had a Pool Tournament challenging the Westminster Senior Center. The event was held here at The Center. A total of 30 participated in the tournament.

Services

Services offered at the Senior & Community Center during the past six months included: Blood Pressure checks (308 seniors served), HICAP (Health Insurance Counseling and Advocacy Program) (38 seniors served) and PHCA (Preventive Healthcare for the Aging) (112 seniors served). We also had free tax services from VITA, the volunteer tax program served 278 people.

Meet & Greet Lunch Program

We serve lunches provided by Community Senior Serv, every Tuesday and Thursday. The program begins at noon and has a suggested donation of \$2.50. If the participant is under the age of 60 then the cost of the meal is \$3.50. All monies collected are given to Community Senior Serv to help subsidize the program. Between the months of January and June 2009, we served 4,050 meals at our congregate meal site. This is a 15.16% increase in participation from last year.

Volunteers

We had 97 volunteers who gave 4,268 hours working at the front counter, in the lunch program, working on the monthly newsletter and at the various special events. The Volunteer Center of Greater Orange County utilizes the \$20.36 per hour amount to realize the cost saving in utilizing volunteers. Using that figure our senior volunteers saved the City of Fountain Valley \$86,896 during the past six months.

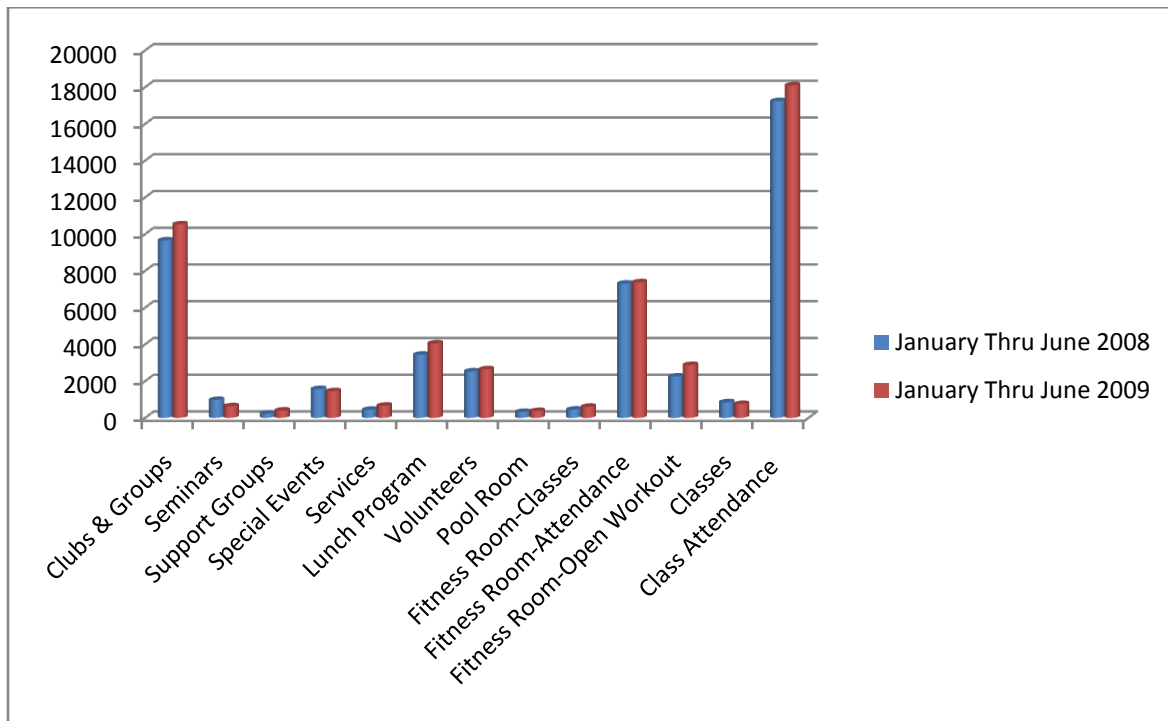
Pool Room

In the past six months, we checked out pool balls 415 times and there were over 800 seniors that came to play pool. Two new pool tables are in our Pool Room thanks to fundraising efforts. Monies came from contacts through Mayor Carrozzo, a fundraiser sponsored by Palm Island, two grants from Disneyland and many generous donations from our senior participants. The total donation has reached \$14,694 and of that amount, we purchased two new tables at a cost of \$7,990.

Senior Center Attendance

During the last six months we had 48,515 in attendance. This number does not include people coming to the front counter for information and assistance or telephone calls nor does it include people who come to The Center for rentals.

The Chart below compares the areas of service from last year to this year.



There is an increase in most of the service areas.

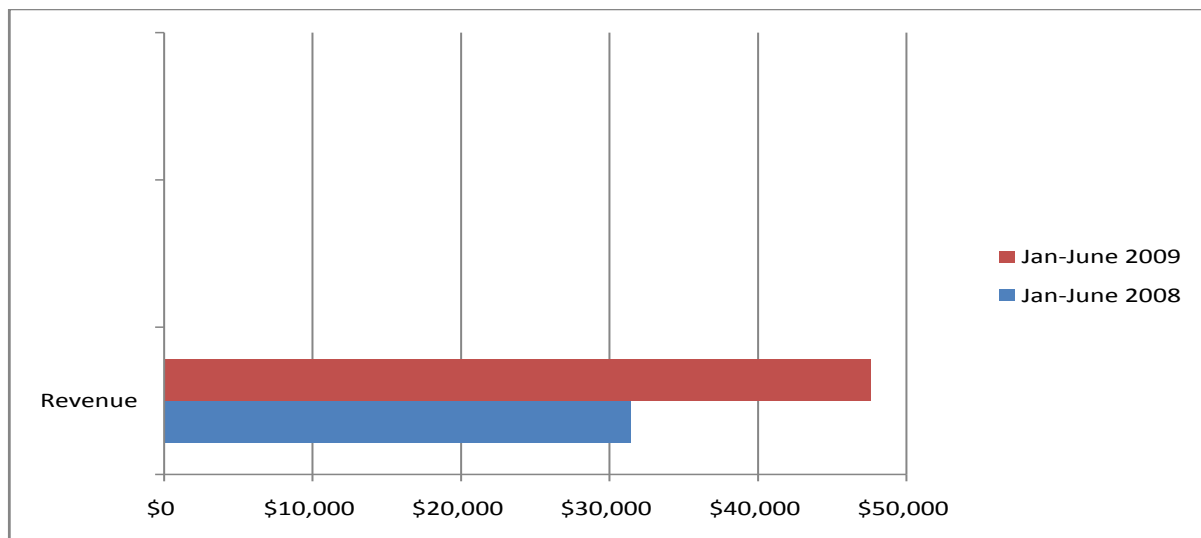
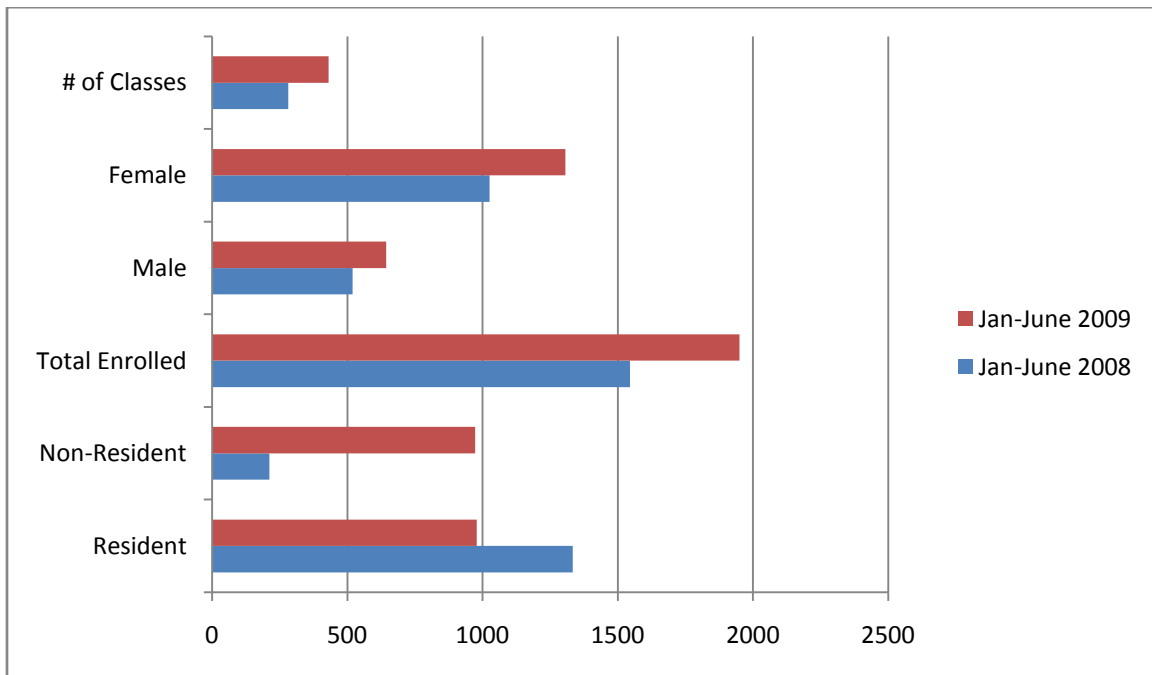
There was a decrease in attendance for seminars; some of the seminars this year did not include a free lunch, so this may have been a factor for the decrease in attendance.

Special events attendance decreased, the big difference was in the Senior Expo. Last year we had 775 in attendance, this year we had 580 in attendance.

We had a decrease in the number of classes offered at The Center. This will most likely continue as we see the results of our budget crisis unfold. Classes offered at no cost from Huntington Beach Adult School will now be offered at a cost as high as \$70 per class.

CONTRACTED CLASSES

As indicated in the following charts, the contract class program has increased in many areas since 2008. There were 431 classes offered in 2009 versus 281 in 2008. The number of residents versus non-residents dropped, but overall, the number of participants increased. The Revenue collected for the contract classes exceeded the projected revenue for the 8th year in a row, at 124% generated revenue. Staff has worked tirelessly to offer a multitude of classes for the community.





CITY OF FOUNTAIN VALLEY

Recreation & Community Services Division Memorandum

To: Community Services Commission
From: Mark Nix, Community Services Manager
Date: August 25, 2009
Subject: Concerts in the Park Update

RECOMMENDATION

That the Community Services Commission review and file.

BACKGROUND

Our Concerts in the Park series celebrated its return to the Fountain Valley Recreation Center & Sports Park after two years at Masuda Middle School during the park renovation project. This is the 19th season for the concert series. We were able to generate \$9,800 in sponsorships to cover all direct costs associated with these events.

The cost for the bands was \$4,450 and the stage/sound/audio system was reduced to \$2,280 with a new vendor. Below is a breakdown of the bands, type of music and the number of people in attendance for each concert.

DATE	BAND	Type of Music	Attendance
July 9	Yard Sale – The Band	Rock ‘n Roll	1,200
July 16	The Silverados	Country Rock	1,150
July 23	Swing Cats Big Band	Swing & Big Band	1,260
July 30	Stone Soul – Chamber of Commerce Business Expo	Motown	2,000
(4) dates		Variety	5,610

The event provided opportunities for organizations to promote their services. These organizations included: Recreation & Community Services Division, Fountain Valley Community Foundation, Fountain Valley Regional Hospital, and Orange Coast Memorial Hospital. We invited two groups to sell food at the events as a fundraiser. These two groups were the Knights of Columbus and Fountain Valley Fusion (soccer club) who collectively generated over \$5,000 in sales.

This year, we provided activities for children at the event by partnering with the Kiwanis Club kids to provide picnic style games such as tug-of-war and parachute activities.

A frequent comment we received was to add additional concerts to our series. Due to the increased popularity of this past concert season, we hope to recruit additional sponsors to offset a fifth concert in 2010.



Mark Nix
Community Services Manager

*RECREATION & COMMUNITY SERVICES DIVISION
We create community through People...Parks...and Programs!*



CITY OF FOUNTAIN VALLEY

Recreation & Community Services Division Memorandum

To: Community Services Commission
From: Mark Nix, Community Services Manager
Date: August 25, 2009
Subject: Aquatics Update

RECOMMENDATION

That the Community Services Commission review and file.

BACKGROUND

The Aquatics Program was offered between June 22 and August 13 at Los Amigos High School Pool. Four sessions consisting of 8 instruction dates each were offered for various levels including: Tiny Tots, Levels 1 – 5, Parent & Me, and Guard Start.

Comparing 2008 and 2009 Registrations and Revenues

Session	No. of Participants	Revenues Collected
Total 2008	1,268	\$68,609
2008-session #1	302	\$13,590
2008-session #2	328	\$16,915
2008-session #3	342	\$17,404
2008-session #4	296	\$15,865
2009-session #1	322	\$18,425
2009-session #2	338	\$18,590
2009-session #3	363	\$21,185
2009-session #4	304	\$16,720
Total 2009 (4-sessions)	1,327	\$75,845

Fees for this program increased from \$45 to \$55 per session for Group Lessons and \$85 to \$110 per session for Semi-Private classes this year. The fee increase was necessary to cover direct costs associated with the program including increased pool rental fees. The direct costs for this program was \$49,629 with an additional \$27,570 allocated for Full Time Staff. The Staff worked well together and was able to complete the 2009 summer season with no major incidents and many satisfied customers.

Mark Nix
Community Services Manager



CITY OF FOUNTAIN VALLEY

Recreation & Community Services Division Memorandum

To: Community Services Commission

From: Mark Nix, Community Services Manager

Date: August 25, 2009

Subject: Field Trip to McDowell Park

RECOMMENDATION

That the Community Services Commission adjourn the Commission meeting and reconvene at McDowell Park for a park tour.

BACKGROUND

McDowell Park is a beautifully landscaped, state-of-the-art, one-acre park with meandering sidewalks, completely ADA accessible, and playground equipment. It also features recycled wood park benches, a drinking fountain, and a large shade structure with three picnic tables and two barbeques.

This is the most recent addition to Fountain Valley parks and was developed as part of the KB Home tract on the old McDowell School site. It is the nineteenth park that the City maintains. The park cost KB Home \$293,000 to construct.

Mark Nix
Community Services Manager

*RECREATION & COMMUNITY SERVICES DIVISION
We create community through People...Parks...and Programs!*

San Marino Park Revised Fountain Valley, CA



San Marino Park Revised Fountain Valley, CA

